




Florida FIRST Lego League 2011 Kick-off Food Factor!





- Welcome !!!
- Thanks for being part of FLL this year!!!
- 350 teams this year (so far!)

- 35 Qualifying Tournaments
- 5 Regional Tournaments
- 1 State Championship

1 World Invitational





What Every Team Should Know By Now!

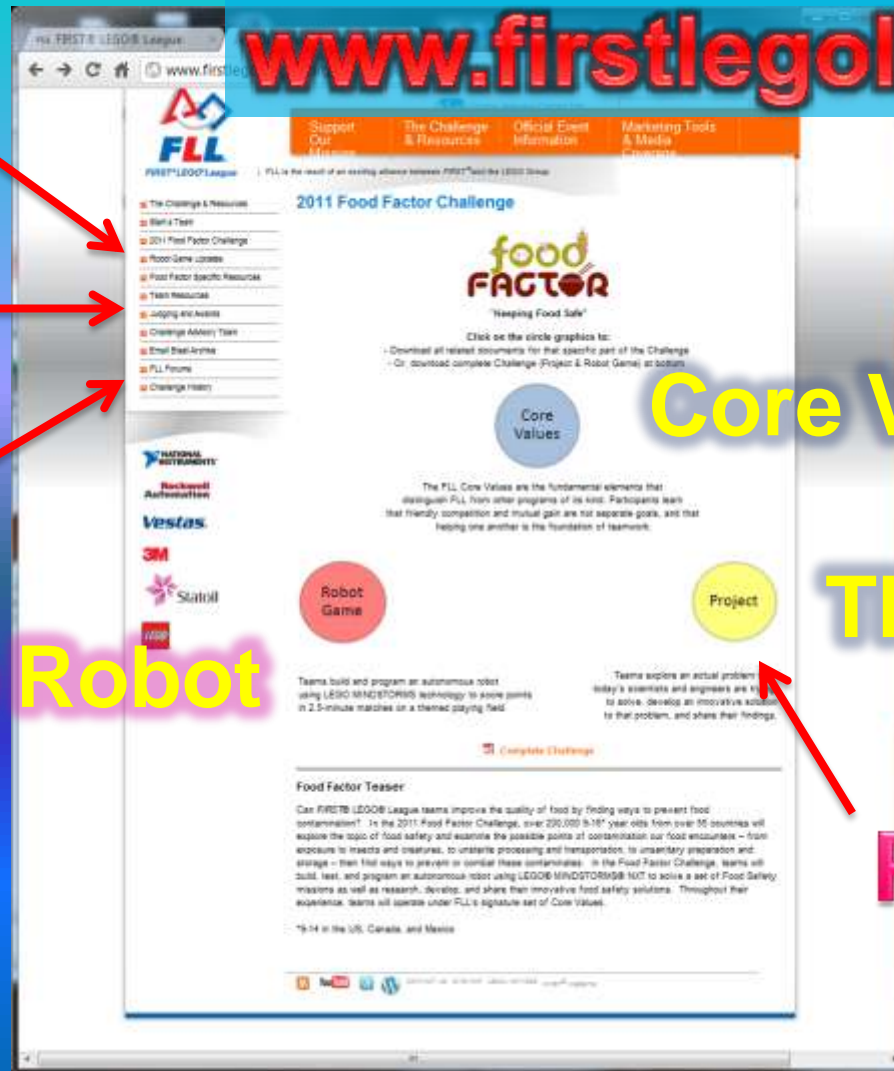
Robot
Q&A

Team
Resources

Forum

The Robot

www.firstlegoleague.org



Core Values

The Project

Project
Q&A





New web site (again) means new content (again)



Core Values



Robot Game



Project



Robot Game Resources

Videos are available on
www.flrobotics.org

Worksheet on
www.Techbrick.com

Scoresheets on
www.flrobotics.org





The Project

1. Homework. Each team member list food in your kitchen
2. More Homework. Each team member pick 5 and check them out
3. Team Work – From all the foods in step 1 and 2 pick 1 (just one)
4. Plot your foods journey from start to finish
5. Pick your teams project.

Come up with a new idea or new improvement for your item

6. **Share with your community**
7. **Create a 5 minute presentation for the FLL Judges**
NEW This year, no setup time

Explain how you completed all the parts of the Project, its purpose, and solutions, resources and any help you got.

Your team must Share your presentation in order to qualify for project awards at qualifying, regional and championship tournaments.





Coaches Cheat Sheet

- On your CD and at www.flrobotics.org

The Project – Continued...

- Resources on www.USFIRST.org
 - Project How-To Guide
 - Talking with Experts
 - Web Resources





Florida Project Q&A

Q1 - Do we require a team to only use items from their own homes?

A1 - No

Q2 - If no, can they choose odd stuff, like Blow fish, oysters, water in the north pole?

A2 - Yes

Q3 - Can the team choose pet foods?

A3 - No, Pet food is off limits!

Q4 - Can the team choose medicines that they take as a food supplement, or just as a normal part of their day?

A4 - No

Q5 - How about pre-prepared foods and leftovers, take out, delivery? Domino's, Cake from the supermarket

A5 - Yes but they need to be prepared to understand all the ingredients.

This is why we suggested a food item that has 7 or less ingredients...but it's totally acceptable!





Florida FLL = www.FLRobotics.org

- Coach Corner
- Events
- Tournaments
- Sponsors
 - Donate 😊



Quick Links

Calendar





Tournament Registration

- www.FLRobotics.org
- Tournaments will be posted on FLORIDA Web ONLY
- Register on FLORIDA Web ONLY
- Register for your first tournament 10/1 to 10/14
- May attend as many tournaments as your team wants. Preference will be given to teams who have not yet attended a tournament.
- Failure to pay/attend a tournament may result in Regional or State Bid being revoked!!! (GP)





Tournament Locations so far





Teams can apply for as many qualifiers as they wish. Teams competing at multiple qualifying tournaments can win awards at all tournaments. Teams qualifying for regionals can select a regional if space permits.

330+ Florida Teams





The Robot Game!

- New mat material
- Very rough
 - Gets dirty easy



Mat is SOUTH
and
CENTERED

- 2 mission model fixes
- Dumpers
 - Thermometer

New Border Heights 2.5" or 3.5"

- For NXT - Parts allowed
- 6 non-rotation sensors
 - 3 Mindstorms motors
 - Any LEGO elements

- For RCX- Parts allowed
- 8 sensors
 - 3 Mindstorms motors
 - Any LEGO elements

Not Allowed

- Modified parts
- Purchased pull-back and go motors
- Purchased wind-up motors
- Powerfunctions
- Glue, tape, oil, paint, etc

Parts that can be modified

- LEGO String
- LEGO Tubing

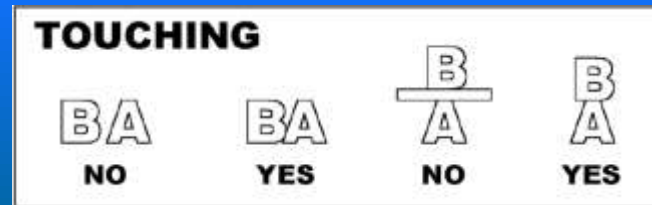
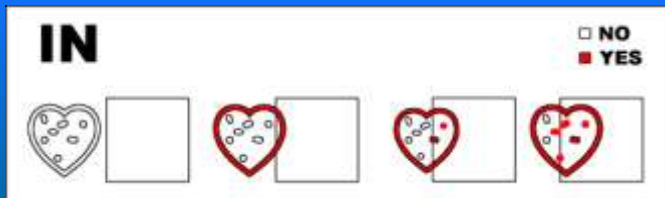




Important Robot Rules

Referees will not fix active robot field damage

- Objects outside Base are not repaired, reset, recovered, or moved out of the way by hand.
- The robot can ruin its own opportunity to accomplish tasks, and it can even spoil previous progress/results
- If your active robot (untouched by you) loses contact with cargo, the cargo stays where it comes to rest unless/until the active robot regains contact with it. It may not be recovered by hand. Anything that comes off the table is kept by the ref.
- Cargo must pass the boundary of base before you touch the robot or you will **lose the items** the robot retrieved. Objects taken with the robot when it last left base stay with the robot if the robot is touched outside of base.
- Boundary is like in football – simply needs to break the plane.





Notable Rules

#10 Mission Models

- No duplicates, No taking apart, ever, no adding to or modifying, no trapping.
- Must pass gravity test

#14 – Handling

- QC = Before the match starts team can y ask the ref to double-check that a particular setup is correct/within spec, but you may not request any custom setup...
- Only the robot may make changes outside Base
- Mission Model Destruction – If you or the robot damage a mission model or defeat its Dual Lock connection, by accident or not, the situation is left as-is.... missions that obviously benefit from such destruction are marked scoreless
- Strategic Rescue — Stopping the robot on purpose to help it score will cause related missions to be marked scoreless

#18 Touch loss of cargo –

- If you touch the active robot or anything it's touching while its CARGO is completely out of Base:
 - if the cargo was with the robot the last time the robot left Base, it goes to Base.
 - if the cargo was NOT with the robot the last time the robot left Base, the ref takes it away.
- **Warning: Avoid touching a robot entering Base until its cargo has also reached Base!**

#19 – Failure and Loss - Your robot changes it, it stays that way.

#20 – Interference

- You cannot un-score points from the opposition, they automatically get the points.
- If you get there first its not interference





Last Thoughts

- At tournaments, teams will need to provide their own removable field elements
- Question – Should we provide lanyards?





Questions

